A Printable Scholar Space Chart

Space Size Comparison Chart

Ten things in space, from smallest to biggest. The number is how wide each one is.

		Name	How wide	Next to the one above it
1		**The Moon** Earth's moon	**3,470 km** 2,160 miles	The smallest one here
2		**Earth** Our planet	**12,700 km** 7,920 miles	**3.7×** as wide as the Moon
3		**Jupiter** The biggest planet	**140,000 km** 86,900 miles	**11×** as wide as Earth
4	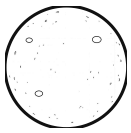	**Proxima Centauri** A red dwarf star	**215,000 km** 133,000 miles	**1.5×** as wide as Jupiter
5		**The Sun** Our star	**1.4 million km** 865,000 miles	**6.5×** as wide as Proxima Centauri
6		**Sagittarius A*** The black hole in the middle of our galaxy	**25 million km** 16 million miles	**18×** as wide as the Sun
7	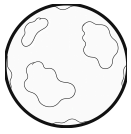	**Betelgeuse** A red supergiant star	**1.1 billion km** 660 million miles	**42×** as wide as Sagittarius A*
8		**Stephenson 2-18** Maybe the biggest star known	**3 billion km** 1.9 billion miles	**2.8×** as wide as Betelgeuse
9	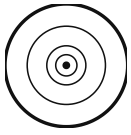	**Neptune's path** The path of the farthest planet	**9 billion km** 5.6 billion miles	**3×** as wide as Stephenson 2-18
10		**TON 618** One of the biggest black holes known	**390 billion km** 240 billion miles	**43×** as wide as Neptune's path

The little pictures are all drawn the same size. A black hole's size is the width of the black part, where nothing can get out. Sizes of faraway stars and black holes are scientists' best measurements so far.

Free to print for classroom and home use